



# ***Kosmos eSync***

*Cloud Integration Platform*

# Kosmos eSync

## Cloud to Cloud Integration Platform – Hub Spoke Architecture

- Kosmos eSync connects the systems you use to automate tasks and move data between applications



# Kosmos eSync: Getting Started

Step 1: Connecting POS with Demo/Trial Shopping cart.



## **Connected to LS Retail Store!**

Completed! You've requested your API Key and configured your account as demonstrated in the video below for your LightSpeed POS.

[https://www.youtube.com/watch?v=ImDd3HNQ18&index=5&list=PLPbRu\\_f6tWE3LHn-esNxWwR5ebfC3UNb](https://www.youtube.com/watch?v=ImDd3HNQ18&index=5&list=PLPbRu_f6tWE3LHn-esNxWwR5ebfC3UNb)



## **Connected to Demo Shopping Cart!**

Completed! Follow instructions in the video to connect your POS with your shopping cart Trial/Demo provided by Kosmos. Test with One Action first, like product updates.

**A Full Play List of LightSpeed video's can be found below.**

[https://www.youtube.com/playlist?list=PLPbRu\\_f6tWE3LHn-esNxWwR5ebfC3UNb](https://www.youtube.com/playlist?list=PLPbRu_f6tWE3LHn-esNxWwR5ebfC3UNb)

# Kosmos eSync: Product Sync

## Step 2: Activate Web Store Link.



### **Activate a free trial of the LightSpeed Retail Web Store.**

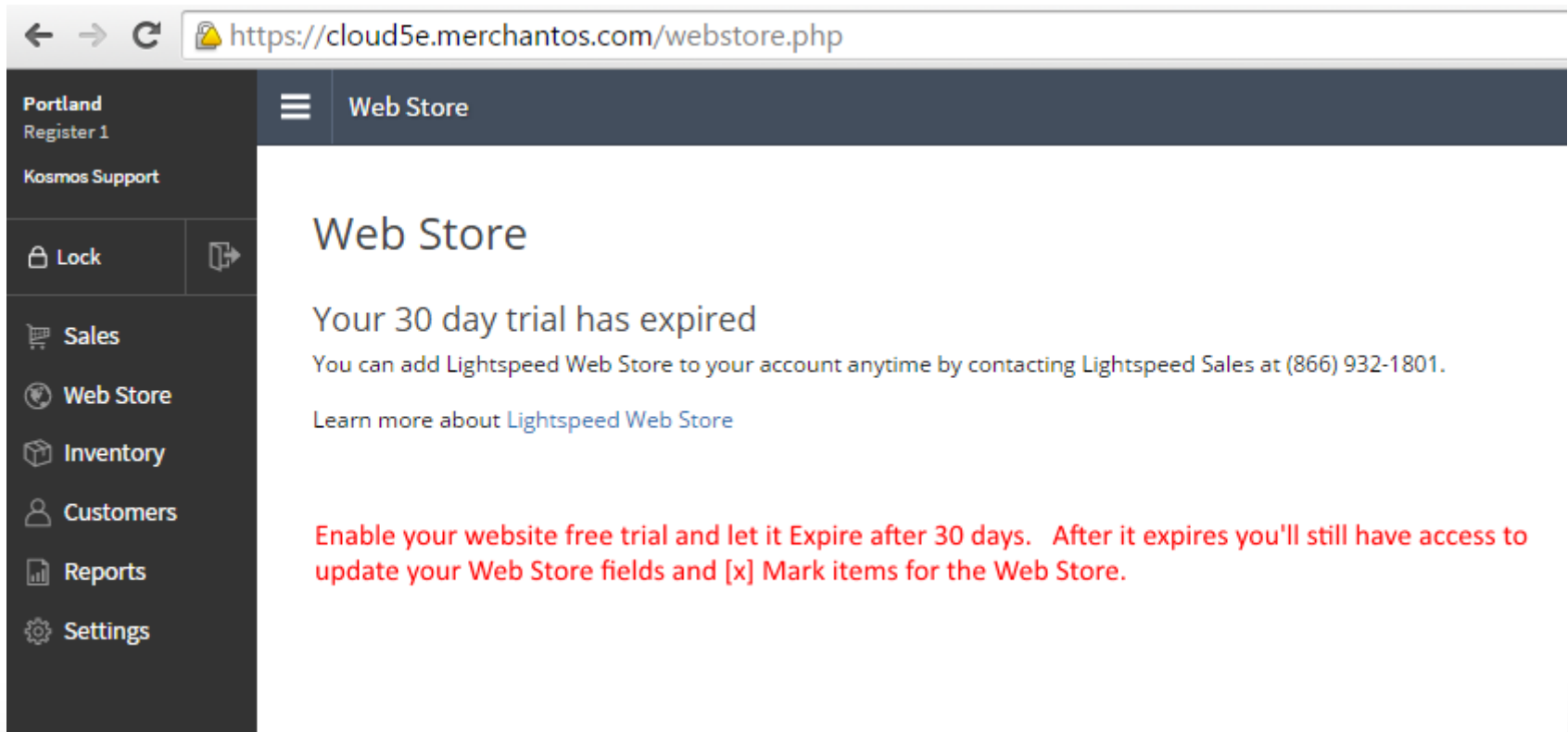
This needs to be completed in order to mark items for a website. After you activate the Web Store, just let the trial expire and you'll have access to the Web Store page and the additional fields needed for your integration.

### **Web Store Fields include the following:**

- 1) Check box for '**List Item for Sale on Web Store**. This is required for eSync to identify the products you want to sell online.
- 2) **Package Weight** is used for online shipping calculations, UPS, USPS, FedEx etc.
- 3) **Not Supported at this time: Web Store Long Description, & Web Store Short Description. These fields are used for the LightSpeed Web Store and include HTML that is currently unsupported.**

# Kosmos eSync: Product Sync

Step 2: Activate Web Store Link.



The screenshot shows a web browser window with the address bar displaying <https://cloud5e.merchantos.com/webstore.php>. The page has a dark sidebar on the left with the following menu items: Portland Register 1, Kosmos Support, Lock, Sales, Web Store (highlighted), Inventory, Customers, Reports, and Settings. The main content area is titled "Web Store" and contains the following text:

**Web Store**

Your 30 day trial has expired

You can add Lightspeed Web Store to your account anytime by contacting Lightspeed Sales at (866) 932-1801.

Learn more about [Lightspeed Web Store](#)

**Enable your website free trial and let it Expire after 30 days. After it expires you'll still have access to update your Web Store fields and [x] Mark items for the Web Store.**

# Kosmos eSync: Product Sync

## Step 2: Web Store Menu Link.

← → ↻ [https://cloud5e.merchantos.com/?name=item.views.item&form\\_name=view&id=325&tab=details](https://cloud5e.merchantos.com/?name=item.views.item&form_name=view&id=325&tab=details)

Portland  
Register 1  
Kosmos Support


ITEMS Allen Sports Deluxe 3-Bike Trunk Mount Rack [Sports]

Save Changes Add Label Print Label

Lock

Details  
Web Store  
Inventory  
Vendor IDs  
Sales  
Layaways  
Special Orders  
Workorders  
Customers  
Graphs  
Purchase Orders

Now you have a new link called Web Store. Click link to add Items to your Kosmos Web Store



1 Images Manage Images

Type Default

Pricing	
NAME	PRICE
Default	\$ 350.00
MSRP	\$ 110.00
<input checked="" type="checkbox"/> Discounts Allowed	
<input checked="" type="checkbox"/> Taxable	Tax Class Item
Inventory Defaults	
Default Cost	\$ 0.00
Vendor	None

# Kosmos eSync: Product Sync

Step 2: Mark Item for your Kosmos Web Store.

The screenshot shows a web browser window with the URL [https://cloud5e.merchantos.com/?name=item.views.item&form\\_name=view&id=325&tab=ecommerce](https://cloud5e.merchantos.com/?name=item.views.item&form_name=view&id=325&tab=ecommerce). The interface is for 'Portland Register 1' and 'Kosmos Support'. The main header shows 'INVENTORY Items / Allen Sports Deluxe 3-Bike Trunk Mount Rack [Sports]'. Below the header are buttons for 'Save Changes', 'Add Label', and 'Print Label'. A sidebar on the left contains navigation links: 'Lock', 'Sales', 'Web Store', 'Inventory', 'Customers', 'Reports', and 'Settings'. The 'Web Store' link is highlighted. The main content area has a checkbox labeled 'List Item for Sale on Web Store' which is checked and highlighted with a yellow box. To the right of this checkbox is a red text message: 'Please check box 'List Item for Sale on Web Store' This is needed so eSync knows you want to list this item on your shopping cart.' Below the checkbox are sections for 'Short Description' and 'Long Description', each with a text area and a red message: 'This field currently not supported in this release'.

Portland Register 1  
Kosmos Support

INVENTORY Items / Allen Sports Deluxe 3-Bike Trunk Mount Rack [Sports]

Save Changes Add Label Print Label

Lock

Sales  
Web Store  
Inventory  
Customers  
Reports  
Settings

Details  
Web Store  
Inventory  
Vendor IDs  
Sales  
Layaways  
Special Orders  
Workorders  
Customers  
Graphs  
Purchase Orders

☒ List Item for Sale on Web Store

Please check box 'List Item for Sale on Web Store'  
This is needed so eSync knows you want to list  
this item on your shopping cart.

Short Description

**B** *I*

This field currently not supported in this release

Long Description

**B** *I*

This field currently not supported in this release

# Kosmos eSync: Product Sync

## Step 3: Minimum Product Fields Required for a Sync.



**Please verify that you have the following assigned to your products.**

When creating products to sync with a shopping cart, you'll need to make sure you have the following criteria, otherwise your products will not sync.

- 1) Products have to have a **SKU** or **System ID**. If you're creating products manually on your shopping cart (or have an existing live cart), please make sure your POS SKU's match the shopping cart SKU's.
- 2) Product have to have a **Category**.
- 3) Product have to have a **Product Title or Name**.
- 4) Products need a **Price**
- 5) Inventory can be set to Zero. Items with Zero inventory by default will not display on your demo cart customer front end, but will display when you log into your admin area.



# Kosmos eSync: Product Sync

## Step 4: Simple trouble shooting steps to be aware of



### Some simple trouble shooting steps.

Please be aware that the Trial Shopping cart is available for you to test your basic data sync. **The trial cart is not available for custom mappings and any changes to your account.** Once you're satisfied the data is flowing as expected, staff can then update any mappings or custom rules on your paid plan. Please outline any changes to your plan/mappings within our [support center](#).

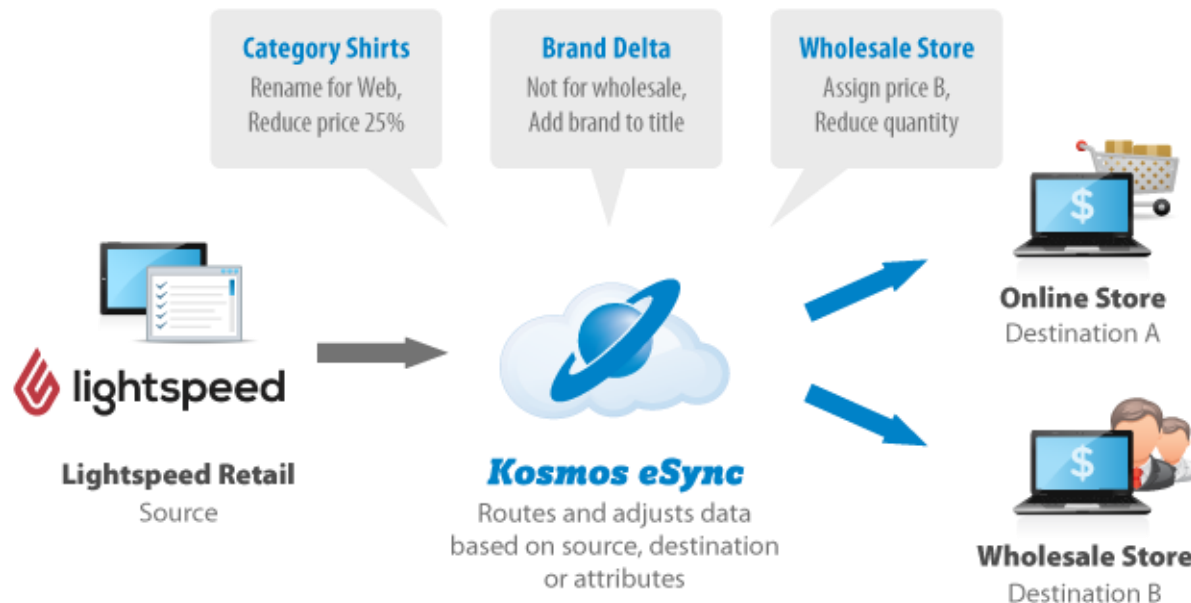
There are also specific data types and scenario's to be aware of when syncing.

- 1) Special characters can cause problems in your SKU. When testing avoid special characters at all times in your SKU and only use numbers and letters. Depending on your cart, they may cause problems in a product name and category. We recommend testing first with a product that does not have any special characters.
- 2) The Ampersand or '&' can be problematic at in your product Name & Categories. If you're having problems with a product that has '&' in it, please remove it and try again.
- 3) Just be patient and run eSync 10 minutes later, if the sync doesn't work the first time.
- 4) Spaces in your API key? Make sure when you copy and paste the API key there are no spaces.

# Kosmos eSync: Custom Features

Transfer or Convert Data from Single Source to Multiple Destinations

- If needed support staff can create custom rules to apply business logic changes to your POS data.



# Kosmos Services

Relax and enjoy life, and let the Kosmos team handle everything for you. We can provide the below services for you:

- Turn key web store solutions. Let Kosmos build & manage your cart.
  - Web store hosting, consulting, SEO, security & shopping cart management.
- Custom website design & website development
- Custom 3<sup>rd</sup> party integrations with other API platforms

See services page for custom design examples:

<http://www.kosmoscentral.com/services>



# ***Kosmos eSync***

For more information

*Support:*

<http://supportcenter.kosmoscentral.com>

*Sales:*

[sales@kosmoscentral.com](mailto:sales@kosmoscentral.com)